



MF RK SERIES

ROTARY RAKES

High Performance Range of Rakes



FROM MASSEY FERGUSON

RK SERIES




Page 05
Three-point attachment equipment




Page 07
MF Two-rotor and four-rotor rakes



Page 08
MF Two-rotor central delivery rakes with transport chassis



Page 10
MF Four-rotor central delivery rakes with transport chassis



Page 12
Specifications

Contents

- 04 Single-rotor rake - Why a Massey Ferguson single-rotor rake?
- 05 Three-point attachment equipment
- 06 MF Two-rotor and four-rotor rakes
- 07 Quality features
- 08 MF Two-rotor central delivery rake with transport chassis
- 09 MF Two-rotor side delivery rakes
- 10 MF Four-rotor central delivery rake with transport chassis
- 12 Specifications

Single-Rotor Rake

Why a Massey Ferguson single-rotor rake?

Excellent raking quality, easy handling and a durable design – these qualities give you good reason to buy a Massey Ferguson single-rotor rake.

Rake head

The enclosed rake head from Massey Ferguson protects all of the important components against dirt and dust. This design is a guarantee of a long service life. The optimised shape of the cam track, which is made of spheroidal graphite cast iron, provides maximum smooth running and quick, precise lifting of the tines. The large-dimensioned drive unit and the precision-manufactured tine arm housing made of aluminium alloy, are both good examples of a modern and proven design.

Tangentially arranged tine arms

Best raking quality is achieved with the tangential arrangement of the tine arms, creating an ideal swath. It makes significantly higher working speeds possible – the best pre-requisites if the harvesting weather is not in your favour.

Special bolt-on connection for the rake head


The rake head is bolted together using a conical ring to form a sturdy unit. This has the advantage that the bolts are not subjected to any shearing effect, but rather only to compressive and tensile forces. In addition, this results in precise centering and stability for a long service life. The tine arms can be replaced individually as required, without having to completely dismantle the rake socket.



Swath deposit to the right

All Massey Ferguson single-rotor rakes place the swath to the right. This way, you always have your perfect swath in view as the tractor operating controls are on the right.

Depositing on the right – makes ergonomic sense!



MF RK SERIES

Three-Point Linkage equipment

MF Single-rotor rake with large working range

Work smarter with a single-rotor rake



Tine fixture

The tines are not pushed over the tine tube, instead each tine is screwed in from the bottom. The advantage of this is that the side of the arm facing the forage is absolutely smooth and therefore does not allow forage to stick to it. If there is wear, not all of the tines need to be removed to change the inner tines. In addition, the tines have greater freedom of movement, because they are not limited by the tube.

Tine support

All Massey Ferguson tine supports are made of sturdy tube material and are manufactured from one piece of metal.

The connection point to the tine arm is machined for a perfect fit, which makes it possible to insert the tine arms easily, and reduces wear on this heavily stressed point to a minimum. In addition, this design makes repairs quick and easy when they are required.

Power train

All power trains in the Massey Ferguson rakes are equipped with overload protection.

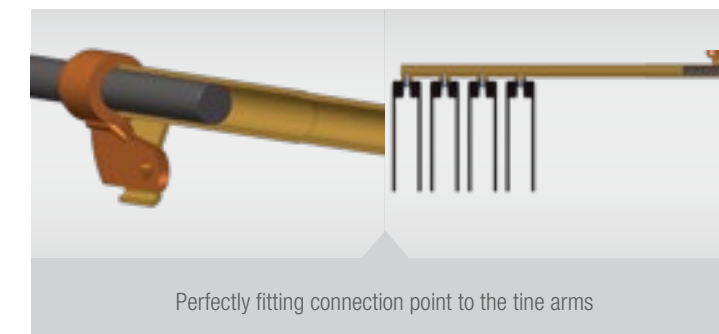
This prevents expensive repairs and long downtimes during the forage harvesting season.

Perfect working height

The linear height adjustment, which is fitted as standard, can very easily and conveniently adapt to the working height and your ground conditions.



Absolutely smooth front side of the tine arm



Perfectly fitting connection point to the tine arms

MF Two-Rotor or Four-Rotor Rake

Your choice of features

These days, large rakes are key machines in the forage harvesting chain – a failure can result in the stoppage of other harvesting machinery, and could be the cause of large cost implications and disruptions. You should therefore entertain no compromises with your new rake. Massey Ferguson has combined its years of experience with the latest technical knowledge and, from these, developed a range of high performance large-scale rakes.

The practical features that all MF machines share are:

- Robust construction
- Ease of operation
- Outstanding raking quality



Tangentially arranged rotor arms

Best raking quality is achieved with the tangential arrangement of the tine arms creating an ideal swath. It makes significantly higher working speeds possible – the best pre-requisites if the harvesting weather is not in your favour.



Rake heads

The rake heads are a key component on any rake. Due to their enclosed construction, the heads can be relied on to protect all important components from dirt and dust and guarantees a long service life. The optimised shape of the cam track provides smooth running and quick, precise lifting of the tines.

MF Two-rotor or four-rotor rakes?

MF Two-rotor rake with side swath delivery

Two-rotor rake with large overlaps and the flexibility to choose between two narrow swaths or one large swath.

MF Two-rotor rake with central swath deposit

MF Two-rotor rake with variable working width and swath width for high performance and flexibility.



MF Four-rotor rake with central swath deposit

MF Four-rotor large area rake with variable working width and swath width for high performance and agility. Simple, yet sturdy construction.

MF Two and Four-Rotor Rakes

Quality features

steerGUARD® for a positive and direct steering movement

Massey Ferguson offers a patented steering system for the rake which operates within the frame. This steering system provides reliable precise steering in all conditions. The steering shaft is protected against damage by the frame and, unlike externally located steering rods, has only two pivot points. As a result accurate steering and safety is guaranteed, even after years of use.

The steering movement is transferred from the steering shaft to the wheels with the aid of the stub axle steering with adjustable track rods. The track rods are fitted with high-precision conical heads to ensure durability over many years of use.

Perfect ground adaptation in every situation

The patented, fully cardanic rotor suspension from Massey Ferguson ensures perfect ground adaptation even under the most difficult of working conditions. The rotor can adapt itself perfectly to the ground and independently of the frame, whether inclined longitudinally or transversely. As a result, forage lying in recesses and depressions can be recovered without loss.

Jet Effect

Due to the fully cardanic rotor suspension and weight distribution of the rotor, the rotor lifts first at the front and then at the back. When lowered, the rear wheels of the rotor first make contact with the ground followed by the front wheels.

The key benefit of this steering system design lies in the positive and direct transmission of the steering movement. The rake always runs exactly in the track of the tractor and is at the same time, still extremely agile. Furthermore, this type of steering guarantees smooth running even at high speeds. As a result, safe and quick travel from field to field is possible at a speed of up to 40 km/h.*

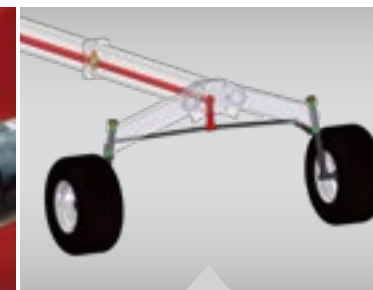
* Country specific

Damage to the sward by the tines is safely avoided even in hilly terrain. With Massey Ferguson, tidy raking work is always achieved without forage loss – resulting in top quality forage.

In this way, the tines are prevented from penetrating into the ground. No penetration, no damage to the sward, no forage contamination – top quality forage.



Adjustable track rod head



Track rods as already used in commercial vehicles



Patented, fully cardanic rotor suspension



MF RK SERIES

MF Two-rotor central delivery rake with transport chassis

MF RK 662 TRC, MF RK 762 TRC, MF RK 802 TRC PRO and MF RK 1002 TRC PRO

The all-rounders in the MF two-rotor central rake range

Automatic working width pre-selection, tidy raking work, precisely deposited swaths and quick and safe travel from field to field, are all offered by the MF RK 662, MF RK 762, MF RK 802 and MF RK 1002 two-rotor central delivery rakes. They can master any working situation. With the optional 6-wheel contact-sensing chassis and the cardanic suspension of the rotors, tidy and loss-free raking work is always achieved. The best starting point for your high quality forage.

Convenience of operation, pure and simple

The working width can be adjusted without tools and, combined with the externally adjustable control cam, enables the creation of an optimum swath for the machines following on behind. The working width can be selected in four different dimensions, providing maximum convenience.

Patented technology ensures the lowest transport height is always achieved regardless of the pre-selected working width. Because of the automatic height limitation in the headland position, it is no longer necessary to switch off the tractor PTO on headland turns.

MF RK 802 TRC PRO and MF RK 1002 TRC PRO

- Specialist for extreme working conditions
- Optimum ground-following
- Maintenance-free rake head

The specialist rakes for straw and extreme working conditions

The new rotor chassis on the MF RK 802 PRO and MF RK 1002 PRO has been equipped with six wheels and with a tandem axle with 18-inch tyres for optimum performance. The clearance between tines and the leading wheel was also reduced in order to guarantee a top-quality swath, creating perfect conditions for the baler.

MF Two-rotor side delivery rake

MF RK 702 TR-SDX, MF RK 662 SD-TRC, MF RK 672 SD-TRC, MF RK 772 SD-TRC, MF RK 842 SD-TRC and MF RK 842 SD-TRC PRO

Flexibility and convenience in all conditions

Massey Ferguson side delivery rakes provide the perfect flexible solution in all terrains. With these rakes it is possible to deposit two narrow swaths, one large swath or a double swath by making a return pass. The switchover and working width can be adjusted easily and within seconds. Large overlaps between rotors ensure a tidy forage transfer and swath formation even under difficult working conditions.

The versatile drawbar mounted MF RK 702 TR-SDX model has a transport width of less than 3m with

the tines mounted for fast field-to-field movements. Whilst on the transport chassis models the lowest folded height is always ensured irrespective of the set working width.

- Large working widths
- Delivery of 1 or 2 swaths
- Perfect ground following with cardanic rotor suspension and Jet Effect
- Sequential rotor lift control



MF RK SERIES

MF Four-rotor central delivery rake with transport chassis

MF RK 1254 TRC EC, MF RK 1254 TRC, MF RK 1254 TRC PRO and MF RK 1404 TRC PRO

- For large farms and contractors
- Simple yet robust construction
- Low centre of gravity
- Maintenance free rake head

The Massey Ferguson flagship

With four rotors and working widths of 12.5 metres and 14 metres, these rakes provide an optimum swath and, as a result, optimum capacity utilisation.

These models were specially developed for large-scale farms, contractors and inter-farm use. The simple yet extremely robust construction of the Massey Ferguson four rotor rakes make them easy to operate, which increases their flexibility when used on more than one farm.

Headland control system

All Massey Ferguson four rotor rakes are equipped with an automatic hydraulic sequential control system which can be adapted to your requirements. This system controls the delayed raising and lowering of the rear pair of rotors and enables you to deposit perfectly formed swaths at the headland. Automatic height limitation in the headland position means it is no longer necessary to switch off the tractor PTO during headland turns.

ISOBUS Control

The MF RK 1254 TRC PRO and MF RK 1404 TRC PRO feature full ISOBUS control of all rake functions including working height, width, overlap and lifting sequence for the ultimate in control and convenience.

Safe on the road and on the hillside

The MF RK 1254 TRC, MF RK 1254 TRC PRO and MF RK 1404 TRC PRO are designed for a transport speed of up to 40 km/h*, which ensures quick journeys from field to field. In order to be safe at all times when travelling, the machine is equipped with a high performing air brake system. The brake system allows you to carry out difficult operations in hillside situations. Due to the low centre of gravity, safe transportation is also guaranteed.

For customers whose application does not require a braking system to be fitted, the MF RK 1254 TRC EC is available.

* Country specific



MF RK SERIES

Specifications

Single Rotor 3 Point Linkage Floating Headstock

Model	MF RK 341 DN	MF RK 361 DN	MF RK 381 DN	MF RK 421 DN	MF RK 451 DN
Mounting category	Cat I and II	Cat I and II	Cat I and II	Cat I and II	Cat I and II
Working width approx. m	3.40	3.60	3.80	4.20	4.50
Swath width approx. m	0.60 - 1.30	0.60 – 1.50	0.60 – 1.50	0.70 – 1.55	0.75 – 1.60
Transport width approx. m	1.42	1.55	1.55	1.83	1.99
Transport length approx. m	2	2.21	2.31	2.58	2.68
Tine arms per rotor	8	10	10	12	12
Double tines per arm	3	3	4	4	4
Tyres of rotor chassis	2 x 15/6.00-6	2 x 16/6.50 – 8	2 x 16/6.50 – 8	2 x 16/6.50 – 8	4 x 16/6.50 – 8
Power demand approx. kW/hp	17/23	20/27	20/27	30/41	30/41
PTO rpm	540	540	540	540	540
PTO shaft	Overload safety clutch (radial pin clutch)	Overload safety clutch (radial pin clutch)	Overload safety clutch (radial pin clutch)	Overload safety clutch (radial pin clutch)	Overload safety clutch (radial pin clutch)
Weight approx. kgs	360	420	440	580	620

Single Rotor Tractor Linkage Drawbar/Hitch

Model	MF RK 451 TR
Mounting category	Drawbar
Working width approx. m	4.50
Swath width approx. m	0.75 - 1.60
Transport width approx. m	2.10
Transport length approx. m	4.10
Tine arms per rotor	12
Double tines per arm	4
Tyres of rotor chassis	4 x 16/6.50 – 8
Power demand approx. kW/hp	30/41
PTO rpm	540
Weight approx. kgs	600

- Not available/not applicable ● Standard specification

Two Rotor Side Swath Delivery

Model	MF RK 702 TR-SDX	MF RK 662 SD-TRC	MF RK 672 SD-TRC	MF RK 772 SD-TRC	MF RK 842 SD-TRC	MF RK 842 SD-TRC-PRO
Mounting Category	Drawbar	Cat I and II	Cat I and II	Cat I and II	Cat II	Cat II
Working width approx. m	6.30/7.00	5.75/6.65	5.80/6.70	6.60/7.70	7.80/8.40	7.80/8.40
Swath width approx. m	0.60-1.90	0.60-1.90	0.60-1.90	0.60-1.90	0.60-1.90	0.60-1.90
Transport width approx. m	2.30	2.65	2.65	3.00	2.80	2.96
Transport height app. m (dismounted tine arms)		3.00	3.00	3.65	3.60	3.60
Transport length approx. m	8.45	6.63	6.63	7.43	8.5	8.54
Tine arms per rotor	12 / 12	10 / 12	12 / 12	12 / 12	13	13
Double tines per arm	4	4	4	4/5	4/5	4/5
Tyres of rotor chassis	2 x 18/8.50-8 / 3 x 18/8.80-8	3 x 16/6.50-8	3 x 16/6.50-8	4 x 16/6.50-8	6 x 16/6.50-8	6 x 16/6.50-8
Tyres of transport chassis		10.0/75-15.3	10.0/75-15.3	10.0/75-15.3	300/80-15.3	380/55-17
Power demand approx. kW/hp	33/45	19/26	19/26	30/41	44/60	44/60
Necessary hydraulic outlets	1 x SAV, 1 x DAV	1 x SAV	1 x SAV	1 x SAV	1 x DAV with float	1 x DAV with float
PTO rpm	540	540	540	540	540	540
Overrunning clutch in the auxiliary drive	●	●	●	●	●	●
Warning panels	●	●	●	●	●	●
Electrical lighting	●	●	●	●	●	●
Weight approx. kgs	1380	1550	1580	2100	2400	2450

Illustrations show some of the special equipment. Some machines available in selected countries only. The images provided do not necessarily correspond to the most recent version of standard equipment.

Specifications

Two Rotor Centre Swath Delivery

Model	MF RK 662 TRC	MF RK 762 TRC	MF RK 802 TRC	MF RK 802 TRC PRO	MF RK 1002 TRC	MF RK 1002 TRC PRO
Mounting Category	Cat I and II	Cat I and II	Cat I and II	Cat I and II	Cat II	Cat II
Working width approx. m	5.80 – 6.60	6.80 – 7.60	7.20 – 8.00	7.20 – 8.00	8.80 – 10.00	8.80 – 10.00
Swath width approx. m	1.20 – 1.80	1.20 – 2.00	1.20 – 2.00	1.20 – 2.00	1.30 – 2.20	1.30 – 2.20
Transport width approx. m	2.75	2.98	2.98	2.98	2.87	2.87
Transport height app. m (dismounted tine arms)	3.18	3.55	3.65	3.65	3.85	3.85
Transport length approx. m	4.66	5.33	5.33	5.37	6.49	6.49
Tine arms per rotor	2 x 10	2 x 12	2 x 12	2 x 12	15	15
Double tines per arm	4	4	4	4	5	5
Tyres of rotor chassis	3 x 16/6.50 – 8	4 x 16/6.50 – 8	4 x 16/6.50 – 8	6 x 18/8.50 – 8	6 x 18/8.50 – 8	6 x 18/8.50 – 8
Tyres of transport chassis	10.0/75 – 15.3	10.0/75 – 15.3	10.0/75 – 15.3	11.5/80 – 15.3	300/80-15.3	380/55 – 17
Power demand approx. kW/hp	19/26	30/41	35/48	35/48	51/70	51/70
Necessary hydraulic outlets	1 x SAV	1 x SAV	1 x SAV	1 x SAV	1 x SAV, 1 x DAV	1 x SAV, 1 x DAV
PTO rpm	540	540	540	540	540	540
Overrunning clutch in the auxiliary drive	●	●	●	●	●	●
Warning panels	●	●	●	●	●	●
Electrical lighting	●	●	●	●	●	●
Weight approx. kgs	1,350	1,875	1,900	2,050	2,900	2,950

Four Rotor

Model	MF RK 1254 TRC EC	MF RK 1254 TRC	MF RK 1254 TRC PRO	MF RK 1404 TRC PRO
Mounting Category	Cat II	Cat II	Cat II	Cat II
Working width approx. m	12.50	12.50	12.50	11.50 – 14.00
Swath width approx. m	1.20 – 2.20	1.20 – 2.20	1.20 – 2.20	1.30 – 2.60
Transport width approx. m	2.98	2.98	2.98	2.99
Transport height app. m (dismounted tine arms)	3.65	3.65	3.65	3.40
Transport length approx. m	8.49	8.49	8.49	10.00
Tine arms per rotor	4 x 12	4 x 12	4 x 12	4 x 13
Double tines per arm	4	4	4	4/5
Tyres of rotor chassis	4 x 16/6.50 – 8	4 x 16/6.50 – 8 / 6 x 16.6.50-8	4 x 16/6.50 – 8 / 6 x 16.6.50-8	4 x 16/6.50 – 8 / 6 x 16.6.50-8
Tyres of transport chassis	500/50 – 17	500/50 – 17	500/50 – 17	550 / 45 – 22.5
Power demand approx. kW/hp	59/80	59/80	59/80	96/130
Necessary hydraulic outlets	2 x DAV	2 x DAV	1 x Load sensing	1 x Load sensing
Rotor Height Adjustment	Mechanical	Mechanical	Hydraulic	Hydraulic
PTO rpm	540	540	540	540
Overrunning clutch in the auxiliary drive	●	●	●	●
Warning panels	●	●	●	●
Electrical lighting	●	●	●	●
Weight approx. kgs	4,300	4,400	4,650	6,000
ISOBUS control	-	-	●	●



MASSEY FERGUSON
A world of experience. Working with you.



Web: MasseyFerguson.com.au

Facebook: www.Facebook.com/MasseyFergusonGlobal

Twitter: Twitter.com/MF_EAME

Instagram: Instagram.com/MasseyFergusonGlobal

YouTube: www.YouTube.com/MasseyFergusonGlobal

Blog: Blog.MasseyFerguson.com



MASSEY FERGUSON® is a worldwide brand of AGCO.
© AGCO Limited. 2017 | A-A-16593/1117 | English/1117